



Ola!

This is the learning plan for Tuesday of your
GLOBE TROTTERS week!



We are going to **Spain**

You can complete the activities in any order but please make sure it is all completed and bring it in on
Wednesday.

We will be using it for display so make sure it is your BEST work!

Every day I would also like you to do these:

Log onto spelling shed and play the games to practise our spelling for 10 minutes.	Read your home reading book with an adult for 10 minutes and record in your reading diary.	Log onto times table rockstars and practise your times tables for 10 minutes.
--	--	---

Task 1

Watch the video of Spanish numbers.

<https://www.spanish-games.net/spanishgames/pelmanism?topic=Numbers%20-%20201%20to%2010>

Then complete the numbers activity below.

Now watch the video:

<https://rockalingua.com/games/colors>

Then complete the colours activity below.

Task 3

Tomorrow, we will be creating mosaic pictures in the style of Antoni Gaudi.

Watch this video

<https://www.bbc.co.uk/bitesize/clips/zgrkq6f>

Google some images of his work.

Now, use one of the 10 templates below and design your own ready to use tomorrow- use bright colours and different small shapes!

Task 2

Research Antoni Gaudi.

Use these websites to help:

<https://primaryfacts.com/2743/antoni-gaudi-facts-and-information/>

and

https://facts.kiddle.co/Antoni_Gaud%C3%AD

Now create a poster fact-file either on the computer (and send it to my email for printing) or on paper with the information you find out.

My example is below for you to look at but can you challenge yourself to make yours better than mine? Dojos for the best- and they will be on display!

Task 4

Use this link:

<https://youtu.be/VQj6SLN1oGk>

and learn how to dance the famous Spanish Flamenco!

Task 1- Numbers

Either print this out, or draw them in your book. Colour them in and match the Spanish word for the English word for the numbers.

The best ones will be on display!

5 Draw a line from the Spanish word to the English word.

ocho

six

diez

five

uno

four

cuatro

nine

nueve

two

seis

three

cinco

ten

dos

one

siete

seven

tres


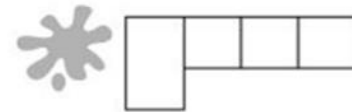
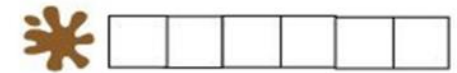
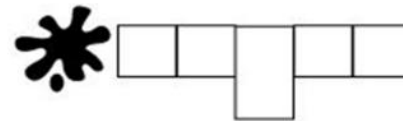

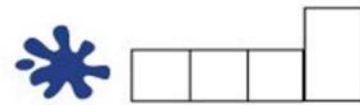
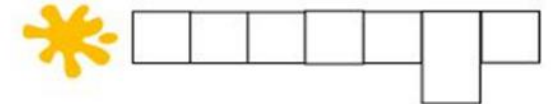
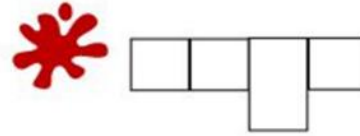

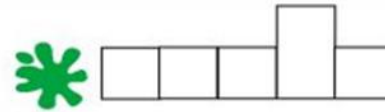
eight

Task 1- Colours

Either print this out, or draw them in your book.
Colour them in and match the Spanish word for the
English word for the numbers.

The best ones will be on display!

amarillo rojo azul negro azul cielo gris
naranja marrón morado rosa verde blanco



Task 2

My example of the Gaudi fact-file

Funky facts!

- Antoni Gaudi was a Spanish architect who was born on the 25th of June 1852 in Reus in Spain and died in the 10th of June 1926 in Barcelona in Spain



- Gaudi used lots of bright colours and strange shapes in his buildings

- Nature and religion heavily influenced Gaudi's sculpting

- Many of Gaudi's buildings have been made world heritage sites where tourists can admire his work!

- Gaudi not only designed his buildings, he designed the interiors too! Take that 60 Minute Makeover!

- Despite being heavily influenced by religion, Gaudi was also very modern in his work, creating obscure creatures to be included in his buildings, just like the lizard below



Task 3

